

SUMMARY

Location

81% of respondents were based in the Wairarapa. Of those living in the Wairarapa, 56% were based in Masterton, 20% were based in Carterton and 19% lived in South Wairarapa. Only 5% of respondents lived rurally in the Wairarapa.

Demographics - Ethnicity

25 respondents used multiple labels to identify their ethnicity and each label was counted separately for the purposes of this survey.

The largest ethnicity group identified was that of NZ Europeans or Pākehā (59%), followed by Other European (21%), and Māori (11%). Other groups of ethnicities identified included Asian, North American, Australian, and African.

Identities

Of the 362 respondents, 71 people identified as a member of the LGBTIQ+ community. Of those responses, 43 were related to sexual identity, and 7 responses were related to gender identity.

114 respondents were parents or support people and 30 respondents were teachers or other professionals.

Discrimination

Respondents who felt that they had been bullied or discriminated against as a result of their sexuality or gender identity said that the biggest sources of discrimination were school (15%), friends and peers (26%), and whānau (10%). Other sources of discrimination included respondents' community, online, social groups, church, sports teams and work mates, hapu, and support services.

Age

The largest age group of respondents were aged 15 to 18 years old (68%). 20% of respondents were under 14 years, 3% were aged 19 to 30 years, and 10% of respondents were over 31 years old.

Demographics – Spirituality

31% of respondents identified with a Christian religion, and the two most common religions identified were Catholic and Anglican. 39% of respondents identified as non-religious or as atheists. Other responses included Hindu, Pagan, Islam, Te Ao Māori, and Scientology.

Support

Respondents said they received most of their support from their whānau and friends. The other main sources of support came from sports teams, online communities, social groups, and work mates.

What would you want such a group to be like?

The most common themes identified by respondents is that they would like the group to be fun, to have opportunities for meeting new people, to provide a sense of belonging, to hold social events and positive role models.

Other common themes was for the group to provide information, guest speakers, access to counselling, and support for parents.



Who Would Go?

21 said YES

- Meet and support others
- Build connections and community
- Find resources and information

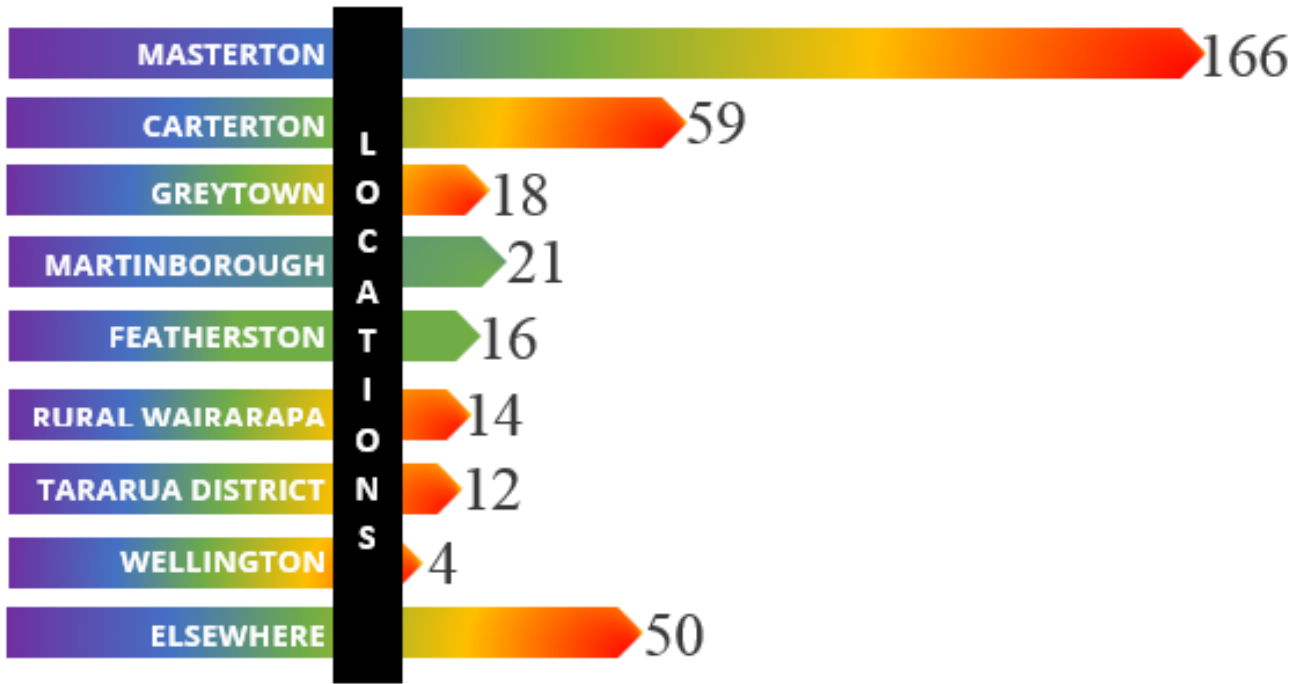
8 said MAYBE

- Time and safety dependant
- What age is it for?
- Are allies / support people welcome?

57 said NO

- Too busy
- Faith reasons
- Fear of discrimination / being outed
- Transport difficulties
- Too scary

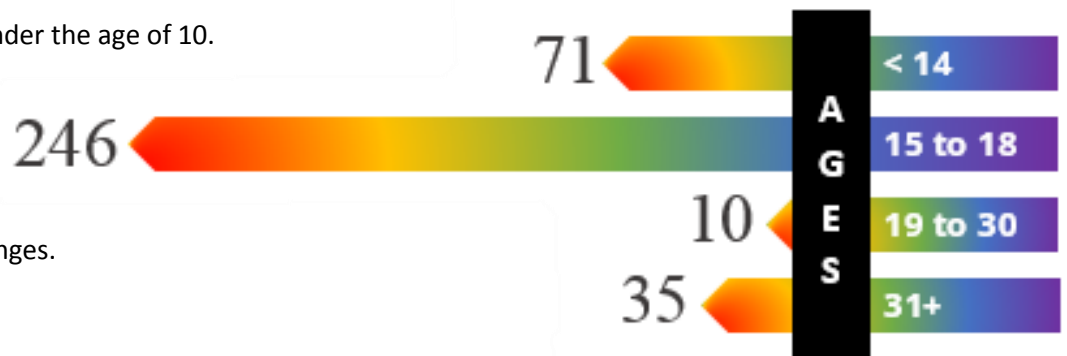
Do you live in the Wairarapa region?



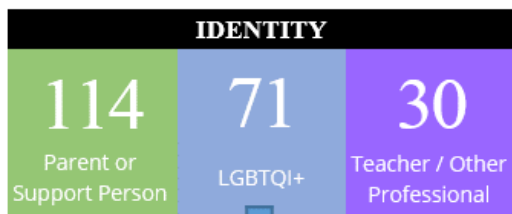
How old are you?

Only one respondent was under the age of 10.

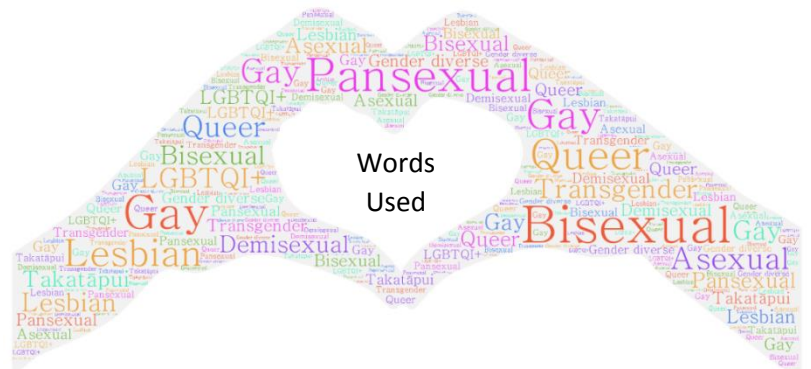
Ages 19 to 24 and 25 to 30 were grouped together due to the smaller number of respondents in those age ranges.



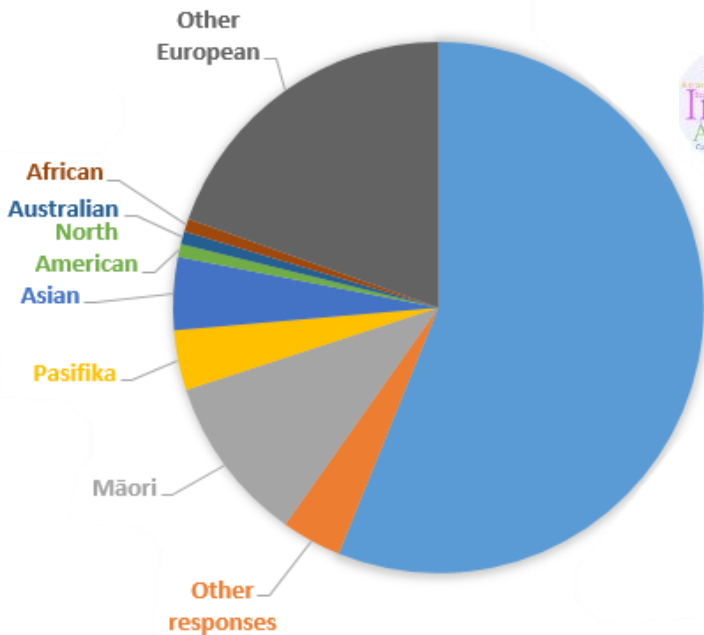
How do you identify?



- 43 responses were related to sexual orientation
- 7 respondents identified as transgender or gender diverse
- 21 responses provided other information or did not understand the question



ETHNICITY



Words Used by Respondents



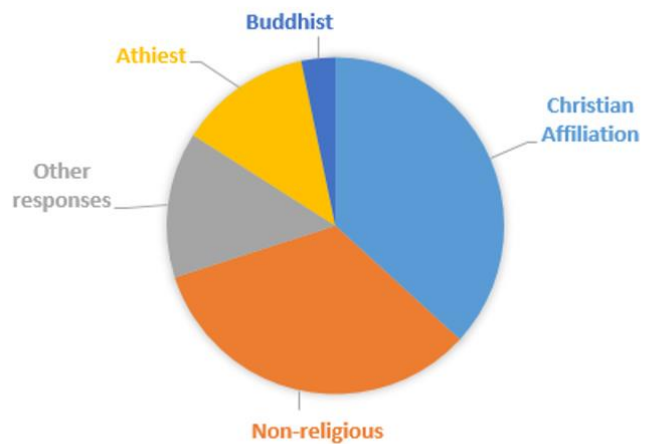
Ethnicity	%
NZ European / Pākehā	59%
Other European	21%
Other responses	4%
Māori	11%
Pasifika	4%
Asian	5%
North American	1%
Australian	1%
African	1%

- 25 respondents used multiple words to describe their ethnicity.
- Pasifika identities included Samoan, Cook Islander, Tongan, Fijian, and Tokelauan.
- Asian identities included Indian, Thai, Chinese, Japanese, and Korean.
- Other European identities included British, Irish, Italian, and German.

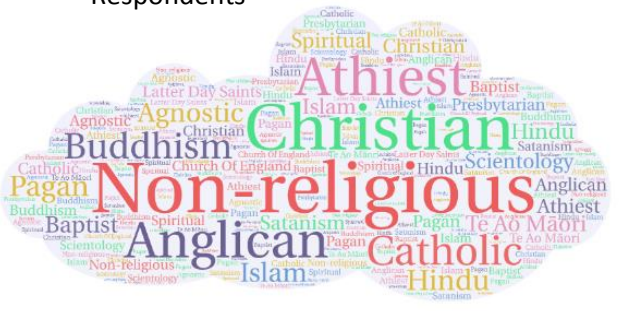
Spirituality

Spirituality	%
Christian Affiliation	31%
Non-religious	28%
Athiest	11%
Buddhist	3%
Other responses	12%

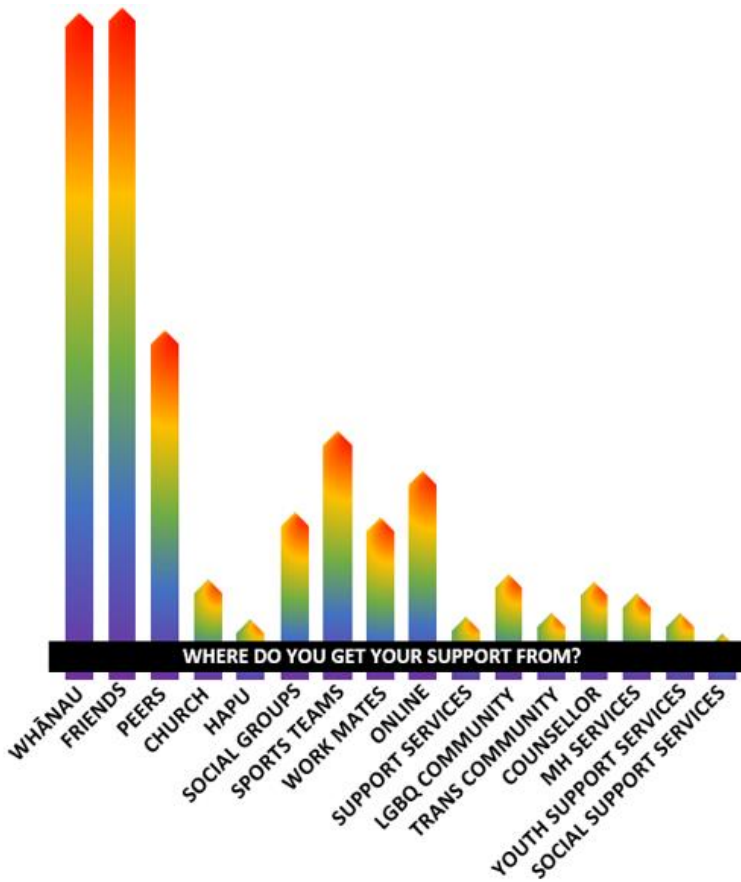
SPIRITUALITY



Words Used by Respondents



- The two most common Christian religions people were affiliated with were Catholic and Anglican.
- Other responses included Hindu, Pagan, Islam, Te Ao Māori, and Scientology.

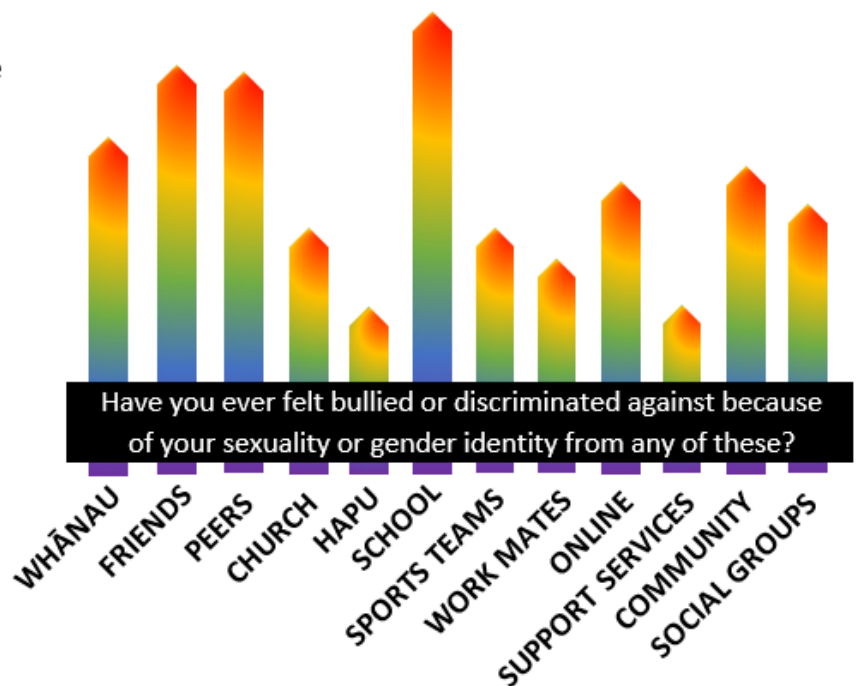


Where do you get support from?	#	%
Friends	226	24.8%
Family/whanau	224	24.6%
Peers	111	12.2%
Sports teams	75	8.2%
Online	61	6.7%
Social groups	46	5.0%
Work mates	44	4.8%
LGBQ Community	24	2.6%
Church	22	2.4%
Professional counsellor	21	2.3%
MH services	17	1.9%
Trans Community	10	1.1%
youth support services	10	1.1%
Support services	9	1.0%
Hapu	8	0.9%
social support services	3	0.3%
N/A	86	9.4%

Have you ever felt isolated, bullied, or discriminated against because of your sexuality or gender identity from any of these places?

188 respondents felt that this question did not apply to them. Those respondents have been excluded from the below data.

Question	#	%
School	48	15%
Friends	41	13%
Peers	40	13%
Family/whanau	32	10%
Community	28	9%
Online	26	8%
Social groups	23	7%
Church	20	6%
Sports teams	20	6%
Work mates	16	5%
Hapu	10	3%
Support services	10	3%



If you have attended a group for LGBTQI+ people, what were some of the positive and negative experiences you had?

If you have attended an LGBTQI+ group, what were some of the positive or negative experiences you had?

Positive Experiences

- Community and connection
- Education • Free food • Friendly people
- Sense of belonging • Supportive • Inclusive
- Chill / Cool • Sharing experiences
- Networking opportunities

Negative Experiences

- Assumptions • Fear of being outed
- Bullying • Scary to go to
- Racism • Unorganised / No activities

Positive experiences	#
Community/Connection	5
Chill/cool	4
Friendly	2
Supportive	2
Education	1
Free food	1
Inclusive	1
Sharing experiences	1
Networking	1

Negative experiences	#
Assumptions	2
Bullying	1
Scary to go to	1
Racism	1
Unorganised/ no activities	1

If there was a LGBTQI+ support group in the Wairarapa, what would you want it to be like?



If there was a LGBTQI+ support group in the Wairarapa, what would you like it to be like?

Question	#
Fun	154
Sense of Belonging	130
Meet New Friends	127
Social Events	118
Positive Role Models	108
Information	87
Counselling	84
Guest Speakers	83
Support/Info for Parents	73
Mentoring	64
By Queer People, For Queer People	64
Health Services	57
Online Support Groups	50
Prof. Dev. Training for Agencies and Professionals	42
Free Food	2
Confidentiality	1
People that are easy to talk to	1
Camps	1
Sharing Stories	1
Parents Group for LGBT Parents	1

The most important features identified by respondents for a support group in the Wairarapa were for participants to have fun, a sense of belonging, to meet new people, attend social events, and to have and be positive role models.

Other important features included providing a place that could provide information and training, support for parents and whānau, mentoring, and pathways to LGBTQI+ competent counselling and health services.

Several respondents also felt that it would be preferable for any such group to be led by queer people for queer people.

Would you go to a LGBTQI+ group in the Wairarapa?

